



TAKE IT TO THE STREET

PIZZEY CAFE SCREENS... MODERN, FLEXIBLE, AFFORDABLE

Bring your street to life and increase your business exposure with our modular café screens, while offering your patrons discreet protection from the elements.

Made from high tensile aluminium extrusion, our unique glazed café screen system allows the flexibility to install on almost any slope or uneven surface.

Ideal for cafe and restaurant alfresco dining, or smoking areas in clubs and pubs.

Let Pizzezy Streetscapes give your site the competitive edge.

Features

- Contemporary and durable system made from high tensile aluminium posts with 10.38mm laminated safety glass
- Suits any outdoor location, offering a range of options in screen heights, post colour, cap styles and glass treatments
- Rigid structure locks securely and can be removed if required.

Benefits

- Increase your visual exposure and reinforce your brand with logo or graphics to compliment your decor
- Protect your patrons from wind, rain and street noise
- Low maintenance and easy to clean
- Eliminates time wasted with the daily handling of temporary barriers.



pizzezy
streetscapes

Café screen specifications

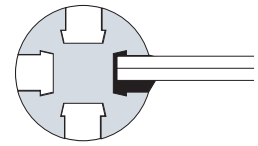
- All high tensile aluminium components are a standard natural anodised finish (other powder coat or anodised colours are available on request)
- All fasteners are made from quality 316 grade polished stainless steel
- Glass panels made from 10.38mm laminated safety glass*. Panels sizes customised to your site. Glass can be customised by vinyl lettering, surface etching or colour glaze
- Footings can be either a core hole with 225mm socket or bolted directly to a concrete slab
- Footing concealed by polished stainless steel dome cap
- Plan drawings can be provided for council approval.

*Conforms to Australian Safety Standards

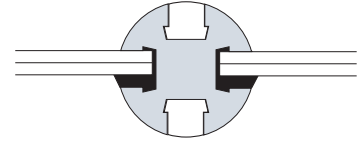
POST CONFIGURATIONS

(CAN ALSO BE CONFIGURED FOR ANGLES)

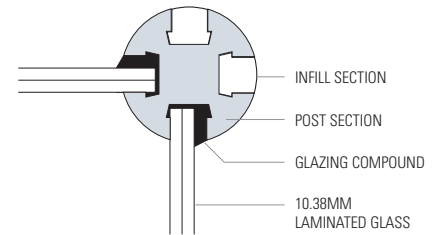
END POST SECTION



INTERMEDIATE STRAIGHT POST

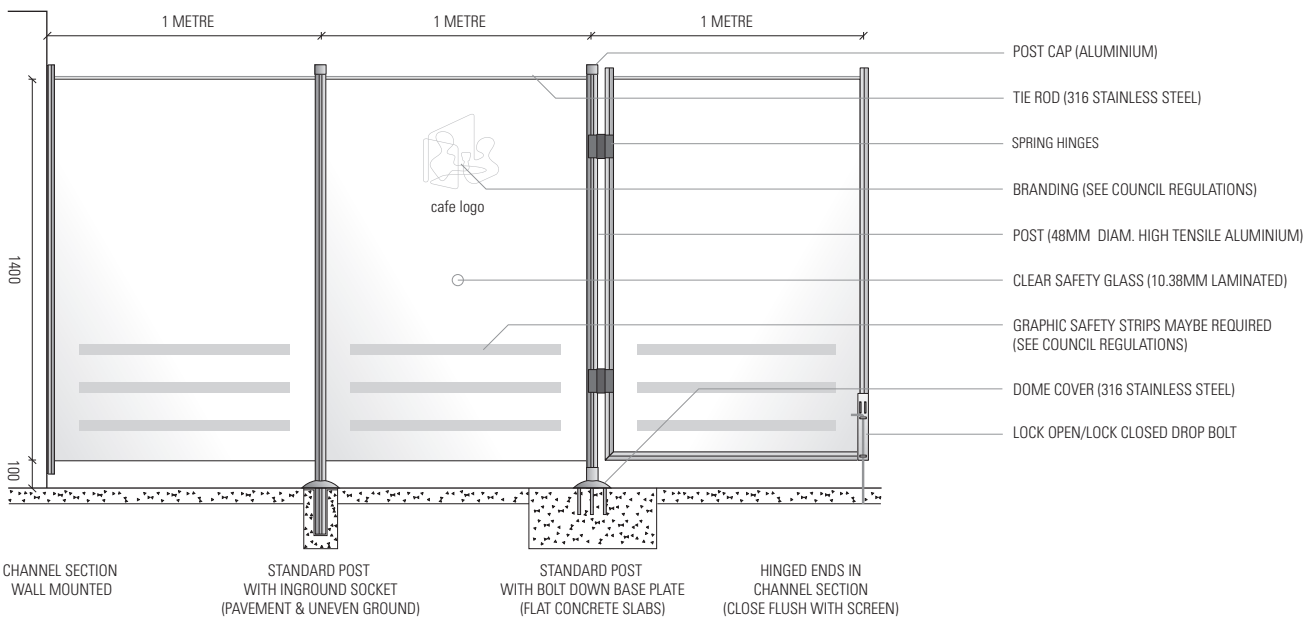


INTERMEDIATE CORNER POST

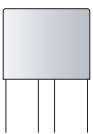


STANDARD PANEL CONFIGURATIONS

(CUSTOMISED PANEL SIZES CAN ALSO BE CATERED FOR)



STANDARD CAP



SLIMLINE PUSH-ON



pizzey
streetscapes

For further information or a free consultation and quote please contact David Pizzey on **03 9388 1970** or visit our website at www.pizzeystreetscapes.com.au